
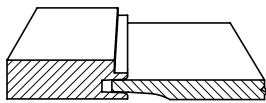


Raised Panel Doors



Crawford

matching drawer front available

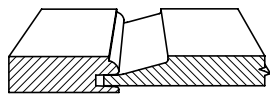


7" x 6-3/4"
2-5/16" framing
3/8" Reverse G-Cove
raise shown




CRP-10

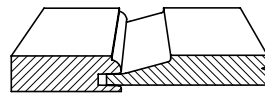
matching drawer front available




7-1/2" x 7-1/2"
2-5/16" framing
Slant raise shown



CRP-10102

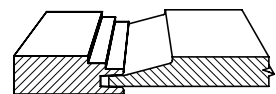


12-7/8" x 7-1/2"
2-5/16" framing
Slant raise shown




CRP-10382MT

matching drawer front available

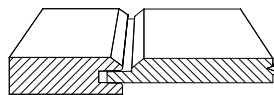


8-3/8" x 8-3/8"
2-3/4" framing
Slant raise shown



CRP-10605MT

matching drawer front available

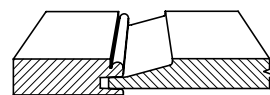


7-1/2" x 7-1/2"
2-5/16" framing
P-016 raise shown



CRP-10751MT

matching drawer front available

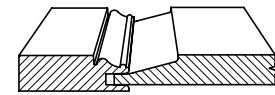


7-1/2" x 7-1/2"
2-5/16" framing
Slant raise shown



CRP-1389MT

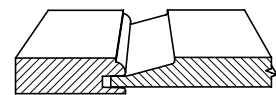
matching drawer front available



8-3/8" x 8-3/8"
2-3/4" framing
Slant raise shown



CRP-20



8-1/4" x 9-1/4"
2-5/16" framing
Slant raise shown

Due to construction complexity, all multiple panel CRP-10382MT, CRP-10751MT and CRP-1389MT doors include an additional charge per middle rail and middle stile plus the per-panel Design Charge. Minimums listed are based on panel raise shown and will vary by raise; see Offering and Availability for additional options. Framing width listed is determined by measuring across the back of the framing unless otherwise noted. Narrow point of arched and cathedral rails are equal to the width of the stiles.

Offering And Availability

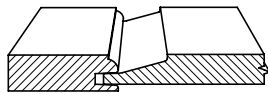
All Conestoga products are available in a wide variety of specifications to satisfy your custom needs. The information below indicates any exceptions or limitations pertaining to the designs on the previous page. For a detailed listing of a particular product specification, refer to the page indicated.

Species	
Material Pricing Guide	CRP-10, CRP-10102 and CRP-20 – all 3/4" and 1" species available. Crawford – all 3/4" species available. CRP-10382MT, CRP-10605MT, CRP-10751MT and CRP-1389MT – all 3/4" species available except Rustic Knotty.
Edge Profiles	
pg 7.1	CRP-10, CRP-10102 and CRP-20 – all 3/4" and 1" profiles available. Crawford, CRP-10382MT, CRP-10605MT, CRP-10751MT and CRP-1389MT – all 3/4" profiles only.
Framing Beads	
pg 7.2	Crawford, CRP-10382MT, CRP-10605MT, CRP-10751MT and CRP-1389MT – designs specific, no options available. All other designs all 3/4" and 1" profiles available.
Panel Raises	
pg 7.2	CRP-10, CRP-10102 and CRP-20 - all 3/4" and 1" profiles available. Crawford, CRP-10382MT, CRP-10751MT and CRP-1389MT – all 3/4" profiles only. CRP-10605MT – P-016, P-057, P-106 and Reverse G-Cove only.
Options	
pgs 7.3-7.15	All options available except Essex Rout on CRP-10605MT, CRP-10751MT and CRP-1389MT.
Mullions	
pgs 6.1-6.13	All available. Crawford, CRP-10382MT, CRP-10605MT, CRP-10751MT and CRP-1389MT incur special lite charges.
Appliance Panels	
pg 6.22	Apply over plywood.
Matching/Complementary Drawer Fronts	
pgs 4.16-4.17, 4.58-4.59	Available for Crawford, CRP-10, CRP-10382MT, CRP-10605MT, CRP-10751MT and CRP-1389MT.

Raised Panel Doors



CRP-30

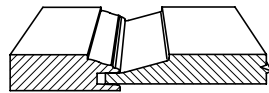


8-1/4" x 8-1/2"
2-5/16" framing
Slant raise shown



Monarch Square

matching drawer front available



7-1/2" x 7-1/2"
2-5/16" framing
Slant raise shown



Presidential Square

matching drawer front available

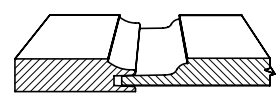


8-3/8" x 8-3/8"
2-3/4" framing
Presidential raise shown




Westminster

matching drawer front available

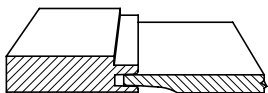


8-3/8" x 8-3/8"
2-3/4" framing
Presidential raise shown

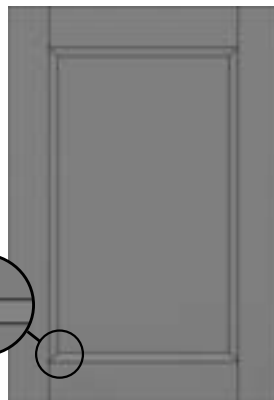


Savannah

matching drawer front available

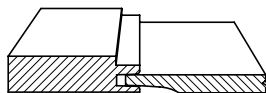


7-7/8" x 7-5/8"
2-3/4" framing
3/8" Reverse G-Cove
raise shown




SavannahMT

matching drawer front available

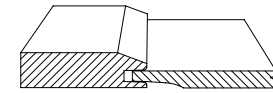


7-7/8" x 7-5/8"
2-3/4" framing
3/8" Reverse G-Cove
raise shown



RutlandMT

matching drawer front available



8-1/4" x 8-1/4"
2-11/16" framing
3/8" Reverse G-Cove
raise shown

Due to construction complexity, all multiple panel Presidential Square, RutlandMT and SavannahMT doors include an additional charge per middle rail and middle stile plus the per-panel Design Charge.

Minimums listed are based on panel raise shown and will vary by raise; see Offering and Availability for additional options. Framing width listed is determined by measuring across the back of the framing unless otherwise noted.

Offering And Availability

All Conestoga products are available in a wide variety of specifications to satisfy your custom needs. The information below indicates any exceptions or limitations pertaining to the designs on the previous page. For a detailed listing of a particular product specification, refer to the page indicated.

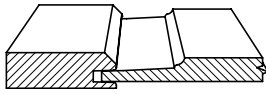
Species	
Material Pricing Guide	CRP-30 and Monarch Square – all 3/4" and 1" species available. Presidential Square, RutlandMT – all 3/4" species except Bamboo and Rustic Knotty. SavannahMT – all 3/4" species available except Rustic Knotty. Savannah and Westminster – all 3/4" species available.
Edge Profiles	
pg 7.1	All designs – all 3/4" profiles available. CRP-30 and Monarch Square – all 1" profiles available.
Framing Beads	
pg 7.2	CRP-30 – all 3/4" and 1" profiles available. All other designs – design specific, no options.
Panel Raises	
pg 7.2	CRP-30 – all 3/4" and 1" profiles available. All other designs – all 3/4" profiles available.
Options	
pgs 7.3-7.15	All options available except Essex Rout. Note: Savannah – not eligible for Colourtone, primer or Prism Paints unless ordered as 5-Piece MDF. See Section 5 for product details. SavannahMT – available with all finishes.
Mullions	
pgs 6.1-6.13	All available. CRP-30 – incurs standard lite charges. All other designs incur special lite charges.
Appliance Panels	
pg 6.22	Apply over plywood.
Matching/Complementary Drawer Fronts	
pgs 4.14-4.17, 4.58-4.59	All available except CRP-30.

Raised Panel Doors

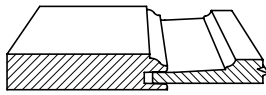


CRP-10141

matching drawer front available




Stile cross section



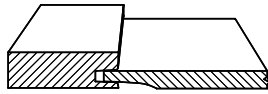
Rail cross section

8" x 10-1/8"
 3-3/8" rail width
 2-5/16" stile width
 P-106 raise shown

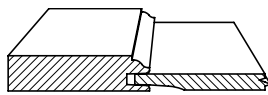


Geneva

matching drawer front available




Stile cross section



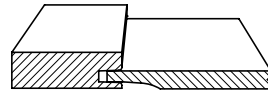
Rail cross section

7" x 8-1/8"
 3" rail width
 2-5/16" stile width
 3/8" Reverse G-Cove
 raise shown

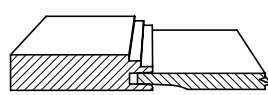


Glasgow

matching drawer front available



Stile cross section



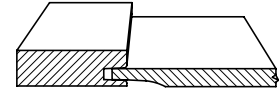
Rail cross section

7" x 8-1/8"
 3" rail width
 2-5/16" stile width
 3/8" Reverse G-Cove
 raise shown

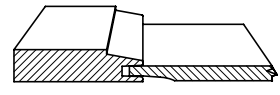


Wakefield

matching drawer front available



Stile cross section



Rail cross section

7" x 8-1/8"
 3" rail width
 2-5/16" stile width
 3/8" Reverse G-Cove
 raise shown


Minimums listed are based on panel raise shown and will vary by raise; see Offering and Availability for additional options. Framing width listed is determined by measuring across the back of the framing unless otherwise noted.

Offering And Availability

All Conestoga products are available in a wide variety of specifications to satisfy your custom needs. The information below indicates any exceptions or limitations pertaining to the designs on the previous page. For a detailed listing of a particular product specification, refer to the page indicated.

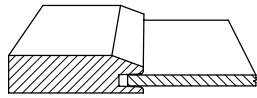
Species	
Material Pricing Guide	All 3/4" species available.
Edge Profiles	
pg 7.1	All 3/4" profiles available.
Framing Beads	
pg 7.2	CRP-10141, Glasgow, and Wakefield – design specific, no options. CRP-10141 – Ogee bead on rails with chamfered stiles. Glasgow – FB00310 on rails with Square bead stiles. Wakefield – FB01016 on rails with Square bead stiles. Geneva – rail options: Elite, F007, F877, F1223; Ogee or Regular with Square bead stiles standard, no options.
Panel Raises	
pg 7.2	All 3/4" profiles available.
Options	
pgs 7.3-7.15	All options available except Essex Rout.
Mullions	
pgs 6.1-6.13	All available. Square bead mullions standard. All incur special lite charges.
Appliance Panels	
pg 6.22	Apply over plywood.
Matching/Complementary Drawer Fronts	
pgs 4.14-4.17, 4.58-4.59	All available.

Plywood Panel Doors



RutlandMTPP

matching drawer front available



7-3/4" x 7-3/4"

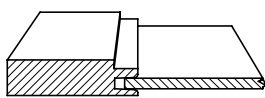
2-11/16" framing

1/4" Veneered Panel



SavannahPP

matching drawer front available



7-7/8" x 5-7/8"

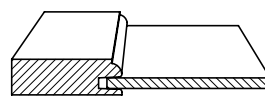
2-3/4" framing

1/4" Veneered Panel



TW-10

matching drawer front available



7" x 5"

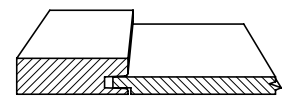
2-5/16" framing

1/4" Veneered Panel



TW-1038


matching drawer front available



7" x 6-1/2"

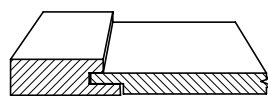
2-5/16" framing

3/8" Veneered Panel



TW-10716

matching drawer front available




7" x 5-7/8"

Face - 1-15/16" framing

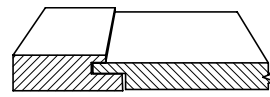
Back - 2-5/16" framing

7/16" Veneered panel



TW-10916

matching drawer front available



7" x 5-7/8"

Face - 1-15/16" framing

Back - 2-5/16" framing

9/16" Veneered panel

Due to construction complexity, all multiple panel RutlandMTPP doors include an additional charge per middle rail and middle stile plus the per-panel Design Charge. All plywood panel designs use a veneered, composite core panel. All plywood panels except Birch use a plain sliced face or half round face and plain sliced or rotary back veneer. Red and White Birch use a rotary face and back. Framing width listed is determined by measuring across the back of the framing unless otherwise noted.

Offering And Availability

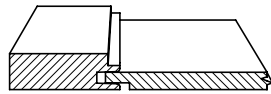
All Conestoga products are available in a wide variety of specifications to satisfy your custom needs. The information below indicates any exceptions or limitations pertaining to the designs on the previous page. For a detailed listing of a particular product specification, refer to the page indicated.

Species	
Material Pricing Guide	RutlandMTPP, SavannahPP and TW-10 – all 3/4" species available except Rustic Knotty and Soft Maple. TW-10 – all 1" species available except Rustic Knotty and Soft Maple. TW-1038 – 3/4" Cherry, Hard Maple, Paint Grade Hard Maple Hybrid, Quarter Sawn White Oak, Red Oak and Walnut only. TW-10716 – 3/4" Cherry, Hard Maple and Paint Grade Hard Maple Hybrid only. TW-10916 – 3/4" Cherry, Hard Maple, Paint Grade Hard Maple Hybrid, Red Oak and Walnut only.
Edge Profiles	
pg 7.1	All 3/4" edge profiles available. TW-10 – all 3/4" and 1" edge profiles available.
Framing Beads	
pg 7.2	TW-10 – all 3/4" and 1" profiles available. TW-1038 – all 3/4" profiles available. RutlandMTPP, SavannahPP, TW-10716 and TW-10916 – design specific, no options available.
Panel Raises	
pg 7.2	RutlandMTPP, SavannahPP and TW-10 – 1/4" veneered panel only. TW-1038 – 3/8" veneered panel only. TW-10716 – 7/16" veneered panel only. TW-10916 – 9/16" veneered panel only.
Options	
pgs 7.3-7.15	RutlandMTPP - all options available except Essex Rout. All other designs - all options available. Note: SavannahPP – not eligible for Colourtone, primer or Prism Paints unless ordered as 5-Piece MDF. See Section 5 for product details.
Mullions	
pgs 6.1-6.13	All available except TW-10716 and TW-10916. For these two designs order as CRP-10 mullion with Square bead framing and Square bead mullions. RutlandMTPP and SavannahPP – incurs special lite charges.
Appliance Panels	
pg 6.22	Apply over plywood.
Matching/Complementary Drawer Fronts	
pgs 4.16-4.17, 4.58-4.59	All available.

5-Piece Mortise and Tenon Drawer Fronts



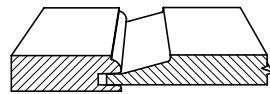
Crawford



7" x 3-7/8"
1-1/2" rails
2-5/16" stiles
P-057 raise shown



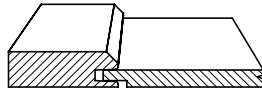
CRP-10



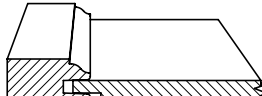
7-1/2" x 5-3/4"
1-1/2" rails
2-5/16" stiles
Slant raise shown



CRP-10141



Stile cross section

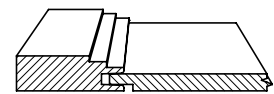


Rail cross section

7" x 5-1/4"
1-1/2" rails
2-5/16" stiles
P-057 raise shown



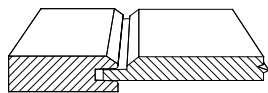
CRP-10382MT



7-7/8" x 4-7/8"
2" rails
2-3/4" stiles
P-057 raise shown



CRP-10605MT



7-1/2" x 5-1/8"
1-1/2" rails
2-5/16" stiles
P-016 raise shown



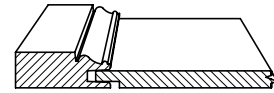
CRP-10751MT



7" x 5-1/2"
2-5/16" framing
P-057 raise shown



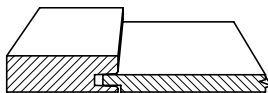
CRP-1389MT



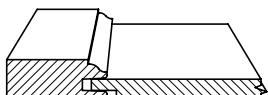
7-7/8" x 4-7/8"
2" rails
2-3/4" stiles
P-057 raise shown



Geneva




Stile cross section

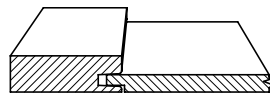


Rail cross section

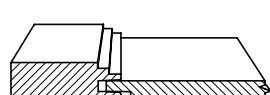
7" x 4-7/8"
2" rails
2-5/16" stiles
P-057 raise shown



Glasgow



Stile cross section

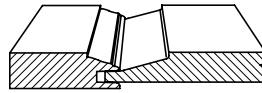


Rail cross section

7" x 4-7/8"
2" rails
2-5/16" stiles
P-057 raise shown



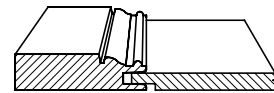
Monarch Square



7-1/2" x 5-3/4"
1-1/2" rails
2-5/16" stiles
Slant raise shown



Presidential



7-7/8" x 6-3/8"
2-3/4" framing
P-057 raise shown

All plywood panel designs use a veneered, composite core panel. All plywood panels except Birch use a plain sliced face or half round face and plain sliced or rotary back veneer. Red and White Birch use a rotary face and back. Horizontal grain direction standard unless otherwise noted; vertical grain available upon request.

Minimums listed are based on panel raise shown and will vary by raise; see Offering and Availability for additional options. Framing width listed is determined by measuring across the back of the framing unless otherwise noted.

Offering And Availability

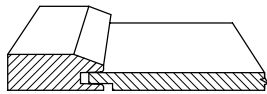
All Conestoga products are available in a wide variety of specifications to satisfy your custom needs. The information below indicates any exceptions or limitations pertaining to the designs on the previous page. For a detailed listing of a particular product specification, refer to the page indicated.

Species	
Material Pricing Guide	Crawford, CRP-10, CRP-10141, CRP-10382MT, Geneva, Glasgow and Monarch Square – all 3/4" species available. CRP-10 – all 1" species available. CRP-10605MT, CRP-10751MT, CRP-1389MT and Presidential – all 3/4" species available except Rustic Knotty.
Edge Profiles	
pg 7.1	All 3/4" profiles available.
Framing Beads	
pg 7.2	CRP-10 – all 3/4" and 1" profiles available. Geneva – rail options: Elite, F007, F877, F1223, Ogee or Regular with Square bead, stile, Square bead rails standard, no options. All other designs – design specific, no options available.
Panel Raises	
pg 7.2	CRP-10 – all 3/4" and 1" profiles available. All other designs except CRP-10605MT – 3/4" profiles available. CRP-10605MT – P-016, P-057, P-106 and Reverse G-Cove only.
Options	
pgs 7.3-7.15	All designs – G-012, G-015 and G-056 panel grooves, back-routed hand pull, sample ID label, distressing, wear sanding, pegs and radius corners.
Appliance Panels	
pg 6.22	Apply over plywood.

5-Piece Mortise and Tenon Drawer Fronts



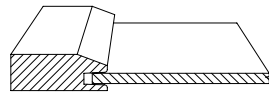
RutlandMT



7-3/4" x 5"
2-1/16" rails
2-11/16" stiles
P-057 raise shown



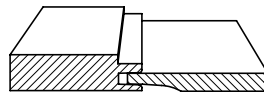
RutlandMTPP



7-3/4" x 5"
2-1/16" rails
2-11/16" stiles
1/4" Veneered panel



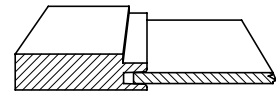
Savannah



7-7/8" x 5-1/8"
1-1/2" rails
2-3/4" stiles
3/8" Reverse G-Cove
raise shown



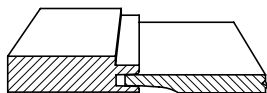
SavannahPP



7-7/8" x 3-3/8"
1-1/2" rails
2-3/4" stiles
1/4" Veneered panel



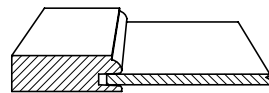
SavannahMT




7-7/8" x 5-1/8"
1-1/2" rails
2-3/4" stiles
3/8" Reverse G-Cove
raise shown



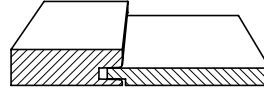
TW-10



7" x 3-3/8"
1-1/2" rails
2-5/16" stiles
1/4" Veneered panel



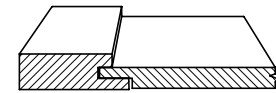
TW-1038




7" x 4"
1-1/2" rails
2-5/16" stiles
3/8" Veneered panel



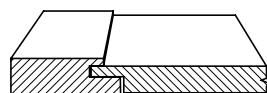
TW-10716



7" x 5-1/8"
1-15/16" on face
2-5/16" on back
7/16" Veneered panel



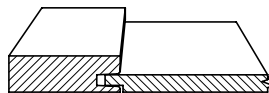
TW-10916



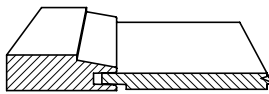
7" x 5-1/8"
1-15/16" on face
2-5/16" on back
9/16" Veneered panel



Wakefield



Stile cross section

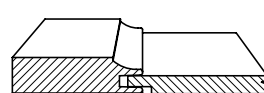


Rail cross section

7" x 4-7/8"
2" rails
2-5/16" stiles
P-057 raise shown



Westminster



7-7/8" x 4-7/8"
1-1/2" rails
2-3/4" stiles
P-057 raise shown

All plywood panel designs use a veneered, composite core panel. All plywood panels except Birch use a plain sliced face or half round face and plain sliced or rotary back veneer. Red and White Birch use a rotary face and back. Horizontal grain direction standard unless otherwise noted; vertical grain available upon request.

Minimums listed are based on panel raise shown and will vary by raise; see Offering and Availability for additional options. Framing width listed is determined by measuring across the back of the framing unless otherwise noted.

Offering And Availability

All Conestoga products are available in a wide variety of specifications to satisfy your custom needs. The information below indicates any exceptions or limitations pertaining to the designs on the previous page. For a detailed listing of a particular product specification, refer to the page indicated.

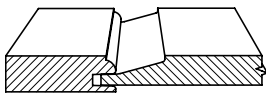
Species	
Material Pricing Guide	Savannah, Wakefield and Westminster – all 3/4" species available. RutlandMTPP, SavannahPP and TW-10 – all 3/4" species available except Rustic Knotty and Soft Maple. RutlandMT and SavannahMT – all 3/4" species available except Rustic Knotty. TW-10 – all 1" species available except Rustic Knotty and Soft Maple. TW-1038 – available 3/4" Cherry, Hard Maple, Paint Grade Hard Maple Hybrid, Quarter Sawn White Oak, Red Oak and Walnut only. TW-10716 – 3/4" Cherry, Hard Maple and Paint Grade Hard Maple Hybrid only. TW-10916 – 3/4" Cherry, Hard Maple, Paint Grade Hard Maple Hybrid, Red Oak and Walnut only.
Edge Profiles	
pg 7.1	All 3/4" profiles available.
Framing Beads	
pg 7.2	TW-10 and TW-1038 – all 3/4" profiles available. All other designs – design specific, no options available.
Panel Raises	
pg 7.2	RutlandMTPP, Savannah, SavannahPP, SavannahMT and TW-10 – 1/4" veneered panel only. TW-1038 – 3/8" veneered panel only. TW-10716 – 7/16" veneered panel only. TW-10916 – 9/16" veneered panel only. All other designs – all 3/4" profiles available.
Options	
pgs 7.3-7.15	G-012, G-015 and G-056 panel grooves, back-routed hand pull, distressing, wear sanding, pegs, radius corners and sample ID label. Note: Savannah and SavannahPP – not eligible for Colourtone, primer or Prism Paints unless ordered as 5-Piece MDF, see Section 5 for product details. See SavannahMT design if primer, Colourtones or Prism Paint are required.
Appliance Panels	
pg 6.22	Apply over plywood.

Miter Raised Panel Doors



CRP-10 Miter

matching drawer front available

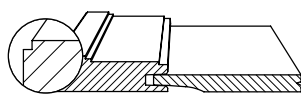


7-1/2" x 7-1/2"
2-5/16" framing
Slant raise shown




CRP-10191

matching drawer front available

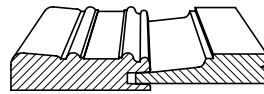


7-1/8" x 7-1/8"
2-1/2" framing
3/8" Reverse G-Cove
raise shown



CRP-10318

matching drawer front available

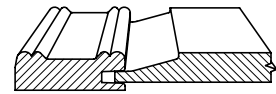


8-7/8" x 8-7/8"
2-15/16" framing
Louis XIII raise shown
5/16" radius corners on
framing standard



CRP-10334

matching drawer front available

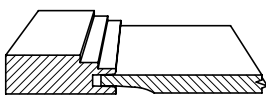


7-1/2" x 7-1/2"
2-5/16" framing
Slant raise shown



CRP-10382

matching drawer front available

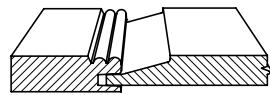


6-3/4" x 6-3/4"
2-5/16" framing
3/8" Reverse G-Cove
raise shown



CRP-10533

matching drawer front available

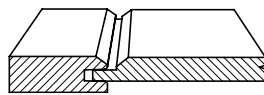


7-1/2" x 7-1/2"
2-5/16" framing
Slant raise shown



CRP-10605

matching drawer front available

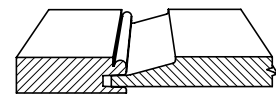


5-3/8" x 5-3/8"
2-1/16" framing
P-016 raise shown



CRP-10751

matching drawer front available



7-1/2" x 7-1/2"
2-5/16" framing
Slant raise shown

Due to construction complexity, all multiple panel miter doors will include an additional charge per middle and upright rail plus the per-panel Design Charge.

Minimums listed are based on panel raise shown and will vary by raise; see Offering and Availability for additional options. Framing width listed is determined by measuring across the back of the framing unless otherwise noted.

Offering And Availability

All Conestoga products are available in a wide variety of specifications to satisfy your custom needs. The information below indicates any exceptions or limitations pertaining to the designs on the previous page. For a detailed listing of a particular product specification, refer to the page indicated.

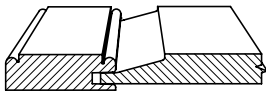
Species	
Material Pricing Guide	CRP-10191 – all 3/4" species available except Bamboo and Rustic Knotty. All other designs – all 3/4" species available except Rustic Knotty. CRP-10 – all 1" species available except Bamboo and Rustic Knotty.
Edge Profiles	
pg 7.1	CRP-10 Miter – all 3/4" and 1" profiles available. CRP-10382, CRP-10533 and CRP-10751 – all 3/4" profiles available. CRP-10318 – standard as shown, C-2, LC-2 and PRS-2 profiles also available. CRP-10191 and CRP-10334 – design specific, no options available. CRP-10605 – all 3/4" profiles available except B and C.
Framing Beads	
pg 7.2	CRP-10 Miter – all 3/4" and 1" profiles available. All other designs – design specific, no options available.
Panel Raises	
pg 7.2	CRP-10 Miter – all 3/4" and 1" profiles available. CRP-10605 – P-016, P-057, P-106 and Reverse G-Cove only. All other designs – all 3/4" profiles available.
Options	
pgs 7.3-7.15	All designs – back-routed hand pull, sample ID label, concealed hinge boring, distressing, G-012, G-015 and G-056 panel grooves, Soss hinge boring and wear sanding. CRP-10318 – radius corners standard, square corners can be specified. Note: Prefinished CRP-10191, CRP-10318, CRP-10334 designs in specific specie and finish combinations will receive the Wood Conditioner Option unless instructed not to by customer.
Mullions	
pgs 6.1-6.13	All available. CRP-10 Miter incurs standard lite charges. All other designs incur special lite charges.
Appliance Panels	
pg 6.22	Apply over plywood.
Matching/Complementary Drawer Fronts	
pgs 4.26-4.27, 4.58-4.59	All available.

Miter Raised Panel Doors



CRP-10827

matching drawer front available



7-1/2" x 7-1/2"

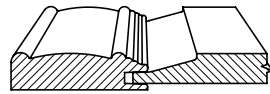
2-5/16" framing

Slant raise shown



CRP-10875

matching drawer front available



8-5/8" x 8-5/8"

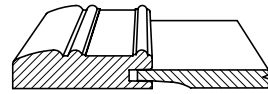
2-7/8" framing

Slant raise shown



CRP-10946

matching drawer front available



8" x 8"

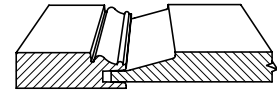
2-15/16" framing

3/8" Reverse G-Cove
raise shown



CRP-1389

matching drawer front available



7-1/2" x 7-1/2"

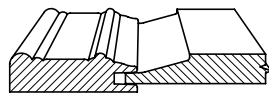
2-5/16" framing

Slant raise shown



CRP-1420

matching drawer front available



8-1/4" x 8-1/4"

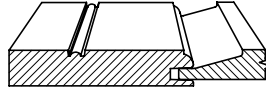
2-11/16" framing

Slant raise shown



Mirage

matching drawer front available



10-5/8" x 10-5/8"

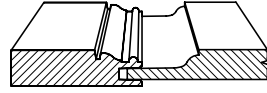
3-7/8" framing

Slant raise shown



Presidential Miter

matching drawer front available



7-7/8" x 7-7/8"

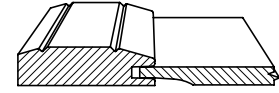
2-1/2" framing

Presidential raise shown



Prestige

matching drawer front available



7-7/8" x 7-7/8"

2-7/8" framing

3/8" Reverse G-Cove
raise shown

Due to construction complexity, all multiple panel miter doors will include an additional charge per middle and upright rail plus the per-panel Design Charge.

Minimums listed are based on panel raise shown and will vary by raise; see Offering and Availability for additional options.


Framing width listed is determined by measuring across the back of the framing unless otherwise noted.

Offering And Availability

All Conestoga products are available in a wide variety of specifications to satisfy your custom needs. The information below indicates any exceptions or limitations pertaining to the designs on the previous page. For a detailed listing of a particular product specification, refer to the page indicated.

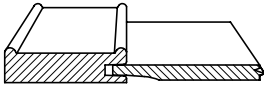
Species	
Material Pricing Guide	All designs – all 3/4" species available except Rustic Knotty.
Edge Profiles	
pg 7.1	CRP-1389, Mirage and Presidential Miter – all 3/4" profiles available. All other designs – design specific, no options available.
Framing Beads	
pg 7.2	All designs – design specific, no options available.
Panel Raises	
pg 7.2	All designs – all 3/4" profiles available.
Options	
pgs 7.3-7.15	All designs – back-routed hand pull, sample ID label, concealed hinge boring, distressing, G-012, G-015 and G-056 panel grooves and wear sanding. CRP-10875, Mirage, Presidential Miter and CRP-1420 – Soss hinge rout available. CRP-1389 – cannot receive pattern B or C concealed hinge rout. Note: Prefinished CRP-10875, CRP-10946, CRP-1420 and Prestige designs in specific specie and finish combinations will receive the Wood Conditioner Option unless instructed not to by customer.
Mullions	
pgs 6.1-6.13	All available. Mirage - Regular bead mullions only, incurs standard lite charges. All designs incur special lite charges.
Appliance Panels	
pg 6.22	Apply over plywood.
Matching/Complementary Drawer Fronts	
pgs 4.26-4.29, 4.58-4.59	All available.

Miter Raised Panel Doors



Rothsford

matching drawer front available



7-3/4" x 7-3/4"

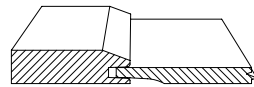
2-3/4" framing

3/8" Reverse G-Cove
raise shown



Rutland


matching drawer front available



7-1/2" x 7-1/2"

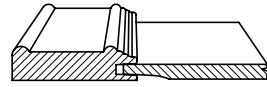
2-11/16" framing

3/8" Reverse G-Cove
raise shown



Wellston

matching drawer front available



8" x 8"

2-7/8" framing

3/8" Reverse G-Cove
raise shown

Due to construction complexity, all multiple panel miter doors will include an additional charge per middle and upright rail plus the per-panel Design Charge.

Minimums listed are based on panel raise shown and will vary by raise; see Offering and Availability for additional options. Framing width listed is determined by measuring across the back of the framing unless otherwise noted.

Offering And Availability

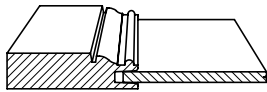
All Conestoga products are available in a wide variety of specifications to satisfy your custom needs. The information below indicates any exceptions or limitations pertaining to the designs on the previous page. For a detailed listing of a particular product specification, refer to the page indicated.

Species	
Material Pricing Guide	Rothsford and Wellston – all 3/4" species available except Rustic Knotty. Rutland – all 3/4" species available except Bamboo and Rustic Knotty.
Edge Profiles	
pg 7.1	Rothsford and Wellston – design specific, no options available. Rutland – all 3/4" profiles available.
Framing Beads	
pg 7.2	All designs – design specific, no options available.
Panel Raises	
pg 7.2	All designs – all 3/4" profiles available.
Options	
pgs 7.3-7.15	All designs – back-routed hand pull, sample ID label, concealed hinge boring, Soss hing boring, distressing, G-012, G-015 and G-056 panel grooves and wear sanding. Note: Prefinished Rothsford and Wellston designs in specific specie and finish combinations will receive the Wood Conditioner Option unless instructed not to by customer.
Mullions	
pgs 6.1-6.13	All available. All designs incur special lite charges.
Appliance Panels	
pg 6.22	Apply over plywood.
Matching/Complementary Drawer Fronts	
pgs 4.28-4.29, 4.58-4.59	All available.

Miter Plywood Panel Doors



Presidential MiterPP



5-3/8" x 5-3/8"
2-1/2" framing
1/4" Veneered Panel



RutlandPP

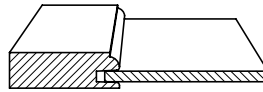
matching drawer front available



6-3/8" x 6-3/8"
2-11/16" framing
1/4" Veneered Panel



TW-10 Miter

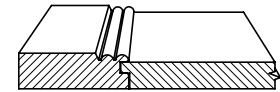


5" x 5"
2-5/16" framing
1/4" Veneered Panel



TW-10522

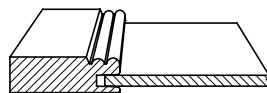
matching drawer front available



5-1/4" x 5-1/4"
2-5/16" framing
9/16" Veneered Panel



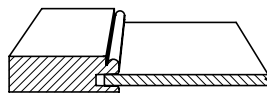
TW-10533



5" x 5"
2-5/16" framing
1/4" Veneered Panel



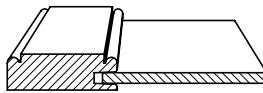
TW-10751



5" x 5"
2-5/16" framing
1/4" Veneered Panel




TW-10827



5" x 5"
2-5/16" framing
1/4" Veneered Panel



TW-10875



6-1/8" x 6-1/8"
2-7/8" framing
1/4" Veneered Panel

Due to construction complexity, all multiple panel miter doors will include an additional charge per middle and upright rail plus the per-panel Design Charge.

All plywood panel designs use a veneered, composite core panel. All plywood panels except Birch use a plain sliced face or half round face and plain sliced or rotary back veneer. Red and White Birch use a rotary face and back.

Framing width listed is determined by measuring across the back of the framing unless otherwise noted.

Offering And Availability

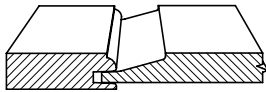
All Conestoga products are available in a wide variety of specifications to satisfy your custom needs. The information below indicates any exceptions or limitations pertaining to the designs on the previous page. For a detailed listing of a particular product specification, refer to the page indicated.

Species	
Material Pricing Guide	Presidential MiterPP, RutlandPP, TW-10 Miter, TW-10533, TW-10751, TW-10827 and TW-10875 – all 3/4" species available except Rustic Knotty and Soft Maple. TW-10522 – 3/4" Cherry, Hard Maple, Paint Grade Hard Maple Hybrid, Red Oak and Walnut only. TW-10 Miter – all 1" species available except Soft Maple.
Edge Profiles	
pg 7.1	TW-10 – all 3/4" and 1" profiles available. TW-10827 and TW-10875 – design specific, no options available. All other designs – all 3/4" profiles available.
Framing Beads	
pg 7.2	TW-10 Miter – all available. All other designs – design specific, no options available.
Panel Raises	
pg 7.2	TW-10522 – 9/16" veneered panel only. All other designs – 1/4" veneered panel only.
Options	
pgs 7.3-7.15	All designs – G-012, G-015, G-056 panel grooves, back-routed hand pull, sample ID label, concealed hinge boring, distressing and wear sanding. All designs – Soss hinge boring available except on TW-10827. Note: Prefinished TW-10875 design in specific specie and finish combinations will receive the Wood Conditioner Option unless instructed not to by customer.
Mullions	
pgs 6.1-6.13	All available except TW-10522. TW-10522 – order as CRP-10533 mullion door. All incur special lite charges except TW-10 Miter.
Appliance Panels	
pg 6.22	Apply over plywood.
Matching/Complementary Drawer Fronts	
pgs 4.28-4.29, 4.58-4.59	Available for RutlandPP and TW-10522.

5-Piece Miter Drawer Fronts



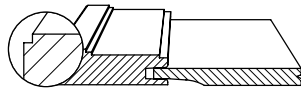
CRP-10 Miter



7-1/2" x 7-1/2"
2-5/16" framing
Slant raise shown



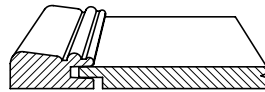
CRP-10191



5-1/2" x 5-1/8"
1-1/2" framing
3/8" Reverse G-Cove shown



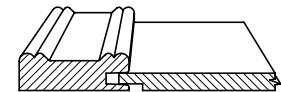
CRP-10318



4-1/2" x 4-1/2"
1-3/4" framing
P-057 raise shown



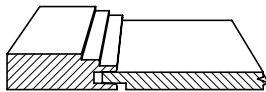
CRP-10334



4-7/8" x 4-7/8"
2" framing
P-057 raise shown



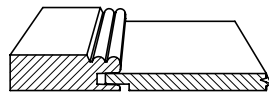
CRP-10382



5-1/2" x 5-1/2"
2-5/16" framing
P-057 raise shown



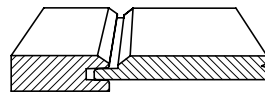
CRP-10533



5-1/2" x 5-1/2"
2-5/16" framing
P-057 raise shown




CRP-10605



5-3/8" x 5-3/8"
2-1/16" framing
P-016 raise shown




CRP-10751



5-1/2" x 5-1/2"
2-5/16" framing
P-057 raise shown



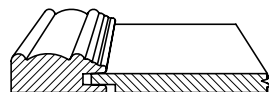
CRP-10827



5-1/2" x 5-1/2"
2-5/16" framing
P-057 raise shown



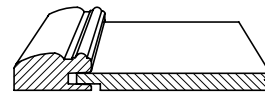
CRP-10875



4-7/8" x 4-7/8"
2" framing
P-057 raise shown



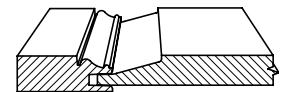
CRP-10946



4-7/16" x 4-7/16"
1-5/8" framing
P-057 raise shown



CRP-1389



6-7/8" x 6-7/8"
2" framing
Slant raise shown

Horizontal grain direction standard unless otherwise noted; vertical grain available upon request.
Minimums listed are based on panel raise shown and will vary by raise; see Offering and Availability for additional options.
Framing width listed is determined by measuring across the back of the framing unless otherwise noted.

Offering And Availability

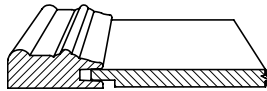
All Conestoga products are available in a wide variety of specifications to satisfy your custom needs. The information below indicates any exceptions or limitations pertaining to the designs on the previous page. For a detailed listing of a particular product specification, refer to the page indicated.

Species	
Material Pricing Guide	CRP-10 Miter, CRP-10318, CRP-10334, CRP-10382, CRP-10533, CRP-10605, CRP-10751, CRP-10827, CRP-10875, CRP-10946 and CRP-1389 – all 3/4" species available except Rustic Knotty. CRP-10191 – all 3/4" species available except Bamboo and Rustic Knotty. CRP-10 Miter – all 1" species available.
Edge Profiles	
pg 7.1	CRP-10191, CRP-10334, CRP-10827, CRP-10875 and CRP-10946 – design specific, no options available. CRP-10318 – standard as shown, C-2, LC-2, PRS-2 also available. CRP-10605 and CRP-1389 – all 3/4" profiles available except B and C. All other designs – all 3/4" profiles available.
Framing Beads	
pg 7.2	CRP-10 Miter – all 3/4" and 1" profiles available. All other designs – design specific, no options available.
Panel Raises	
pg 7.2	CRP-10605 – P-016, Reverse G-Cove, P-057 and P-106 only. All other designs – all 3/4" profiles available. CRP-10 Miter all 3/4" and 1" profiles available.
Options	
pgs 7.3-7.15	All designs – back-routed hand pull, sample ID label, G-012, G-015 and G-056 panel grooves, distressing and wear sanding. Note: Prefinished CRP-10191, CRP-10318, CRP-10334, CRP-10875 and CRP-10946 designs in specific specie and finish combinations will receive the Wood Conditioner Option unless instructed not to by customer.
Appliance Panels	
pg 6.22	Apply over plywood.

5-Piece Miter Drawer Fronts



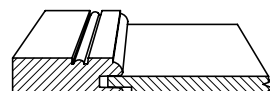
CRP-1420



4-7/8" x 4-7/8"
2" framing
P-057 raise shown



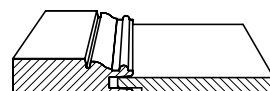
Mirage



5-1/2" x 5-1/2"
2-5/16" framing
P-057 raise shown



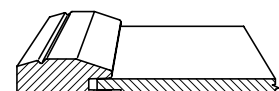
Presidential Miter




5-7/8" x 5-7/8"
2-1/2" framing
P-057 raise shown



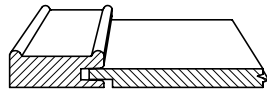
Prestige



4-7/8" x 4-7/8"
2" framing
P-057 raise shown



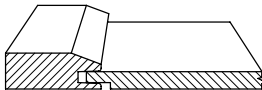
Rothsford



4-7/8" x 4-7/8"
2" framing
P-057 raise shown



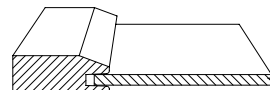
Rutland



5" x 5"
2-1/16" framing
P-057 raise shown



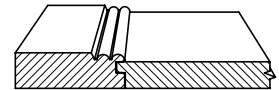
RutlandPP



5" x 5"
2-1/16" framing
1/4" Veneered Panel



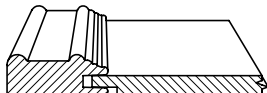
TW-10522



5-1/4" x 5-1/4"
2-5/16" framing
9/16" Veneered panel



Wellston



4-7/8" x 4-7/8"
2" framing
P-057 raise shown

All plywood panel designs use a veneered, composite core panel. All plywood panels except Birch use a plain sliced face or half round face and plain sliced or rotary back veneer. Red and White Birch use a rotary face and back. Horizontal grain direction standard unless otherwise noted; vertical grain available upon request.


Minimums listed are based on panel raise shown and will vary by raise; see Offering and Availability for additional options. Framing width listed is determined by measuring across the back of the framing unless otherwise noted.

Offering And Availability

All Conestoga products are available in a wide variety of specifications to satisfy your custom needs. The information below indicates any exceptions or limitations pertaining to the designs on the previous page. For a detailed listing of a particular product specification, refer to the page indicated.

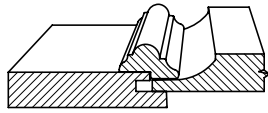
Species	
Material Pricing Guide	CRP-1420, Mirage, Presidential Miter, Prestige, Rothsford and Wellston – all 3/4" species available except Rustic Knotty. TW-10522 – 3/4" Cherry, Hard Maple, Paint Grade Hard Maple Hybrid, Red Oak and Walnut only. Rutland – all 3/4" species available except Bamboo and Rustic Knotty. RutlandPP – all 3/4" species available except Rustic Knotty and Soft Maple.
Edge Profiles	
pg 7.1	CRP-1420, Prestige, Rothsford and Wellston – design specific, no options available. All others – all 3/4" profiles available.
Framing Beads	
pg 7.2	All designs – design specific, no options available.
Panel Raises	
pg 7.2	RutlandPP – 1/4" veneered panel only. TW-10522 – 9/16" veneered panel only. All other designs – all 3/4" profiles available.
Options	
pgs 7.3-7.15	All designs – back-routed hand pull, sample ID label, G-012, G-015 and G-056 panel grooves, distressing and wear sanding. Note: Prefinished CRP-1420, Prestige, Rothsford and Wellston designs in specific specie and finish combinations will receive the Wood Conditioner Option unless instructed not to by customer.
Appliance Panels	
pg 6.22	Apply over plywood.

Applied Moulding Doors



Barcelona


matching drawer front available



9-5/8" x 9-5/8"

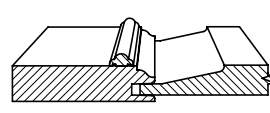
3-3/8" framing

1" G-Cove raise shown



CRP-10A48

matching drawer front available



9-3/8" x 9-3/8"

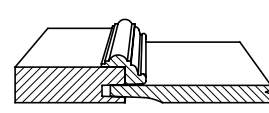
3" framing

P-008 raise shown



CRP-10161

matching drawer front available



7" x 6-3/4"

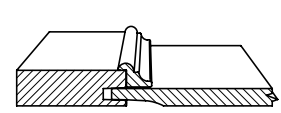
2-5/16" framing

3/8" Reverse G-Cove
raise shown



CRP-101728


matching drawer front available



7" x 6-3/4"

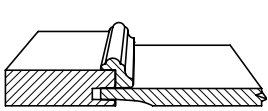
2-5/16" framing

3/8" Reverse G-Cove
raise shown



CRP-10797

matching drawer front available



7" x 6-3/4"

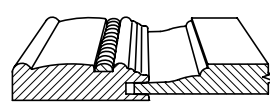
2-5/16" framing

3/8" Reverse G-Cove
raise shown



LaSalle

matching drawer front available



8-5/8" x 8-5/8"

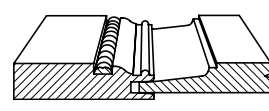
2-7/8" framing

M-Bead raise shown



Marquis

matching drawer front available



8-7/8" x 8-7/8"

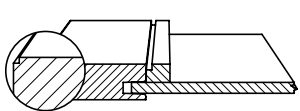
2-15/16" framing

Louis XIII raise shown



Radcliffe

matching drawer front available



7-1/4" x 7-1/4"

2-5/16" framing

1/4" Veneered panel

Due to construction complexity, all multiple panel miter doors include an additional charge per middle and upright rail plus the per-panel Design Charge.

Minimums listed are based on panel raise shown and will vary by raise; see Offering and Availability for additional options. Framing width listed is determined by measuring across the back of the framing unless otherwise noted.

Offering And Availability

All Conestoga products are available in a wide variety of specifications to satisfy your custom needs. The information below indicates any exceptions or limitations pertaining to the designs on the previous page. For a detailed listing of a particular product specification, refer to the page indicated.

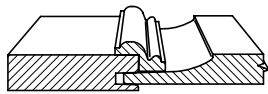
Species	
Material Pricing Guide	LaSalle and Marquis – 3/4" Alder, Cherry, Hard Maple, Paint Grade Hard Maple, Red Oak and Soft Maple. Alder and Cherry utilize Cherry Rope moulding. Hard Maple, Paint Grade Grade Hard Maple and Soft Maple utilize Hard Maple Rope moulding. Red Oak utilizes Red Oak Rope moulding. Radcliffe – 3/4" Cherry, Hard Maple, Paint Grade Hard Maple Hybrid, Quarter Sawn White Oak, Red Oak and White Oak only. All other designs – all 3/4" species available.
Edge Profiles	
pg 7.1	LaSalle – design specific, no options available. Radcliffe – standard as shown (L-966), all other 3/4" profiles available. All other designs all 3/4" profiles available.
Framing Beads	
pg 7.2	CRP-10A48 – all 3/4" profiles available. All other designs – design specific, no options available.
Panel Raises	
pg 7.2	Barcelona – 1" G-Cove, 1" P-602 and 5/8" Reverse G-Cove only. CRP-10A48, LaSalle and Marquis – all 3/4" profiles available. CRP-10161 and CRP-101728 – P-057, P-602, Presidential and Reverse G-Cove only. CRP-10797 – M-Bead, P-057, P-602, Presidential, Reverse G-Cove and RM only. Radcliffe – 1/4" veneered panel only.
Options	
pgs 7.3-7.15	LaSalle and Marquis– all available except pegs, Essex Rout and radius corners. All other designs – all options available except Essex Rout.
Mullions	
pgs 6.1-6.13	CRP-10A48 – incur standard lite charges. Barcelona, CRP-10161, CRP-101728 and CRP-10797 – incur special lite charge. LaSalle, Marquis and Radcliffe – available in frame only and mullions – incur special lite charge.
Appliance Panels	
pg 6.22	Apply over plywood.
Matching/Complementary Drawer Fronts	
pgs 4.34-4.35, 4.58-4.59	All available.

Applied Moulding Doors



Ridgemont

matching drawer front available



9" x 9"

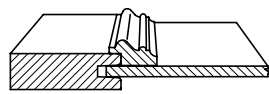
2-3/4" framing

P-602 raise shown



TW-10164

matching drawer front available



7" x 6-3/4"

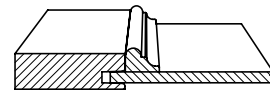
2-5/16" framing

1/4" Veneered panel



Verona

matching drawer front available



7-1/4" x 7-1/4"

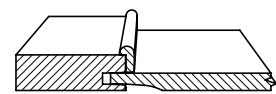
2-5/16" framing

1/4" Veneered panel



Wayland

matching drawer front available



7" x 6-3/4"

2-5/16" framing

3/8" Reverse G-Cove
raise shown

All plywood panel designs use a veneered, composite core panel. All plywood panels except Birch use a plain sliced face or half round face and plain sliced or rotary back veneer. Red and White Birch use a rotary face and back. Vertical grain direction standard unless otherwise noted; horizontal grain available upon request.

Minimums listed are based on panel raise shown and will vary by raise; see Offering and Availability for additional options.

Framing width listed is determined by measuring across the back of the framing unless otherwise noted.

Offering And Availability

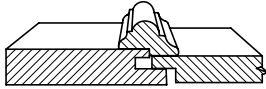
All Conestoga products are available in a wide variety of specifications to satisfy your custom needs. The information below indicates any exceptions or limitations pertaining to the designs on the previous page. For a detailed listing of a particular product specification, refer to the page indicated.

Species	
Material Pricing Guide	Wayland and Ridgemont – all 3/4" species available. TW-10164 and Verona – all 3/4" species available except Rustic Knotty and Soft Maple.
Edge Profiles	
pg 7.1	All designs – all 3/4" profiles available.
Framing Beads	
pg 7.2	All designs – design specific, no options available. Note: Verona – applied moulding is installed against the framing bead, but does not overlap. This construction can result in a black line between the framing bead and applied moulding when using painted finishes and is not considered a defect. To avoid this potential issue, order the TW-101728 when utilizing a painted finish.
Panel Raises	
pg 7.2	Radcliffe, TW-10164 and Verona – 1/4" veneered panel only. Ridgemont – P-057, P-602 and Reverse G-Cove only. Wayland – P-057, P-602, M-Bead, Presidential, Reverse G-Cove and RM only.
Options	
pgs 7.3-7.15	All options available.
Mullions	
pgs 6.1-6.13	Ridgemont and TW-10164 – incur special lite charges. Verona – order as CRP-101728 with 2-1/2" framing. Wayland – incurs standard lite charges.
Appliance Panels	
pg 6.22	Apply over plywood.
Matching/Complementary Drawer Fronts	
pgs 4.34-4.35, 4.58-4.59	All available.

Applied Moulding Drawer Fronts



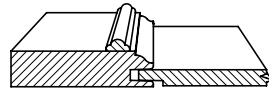
Barcelona



9-1/8" x 6-1/8"
2-5/16" rails
3-3/8" stiles
P-398 raise shown



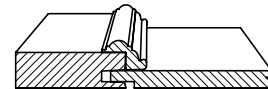
CRP-10A48



8-3/8" x 4-7/8"
2" rails
3" stiles
P-057 raise shown



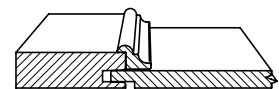
CRP-10161



7" x 4-1/8"
1-1/2" rails
2-5/16" stiles
P-057 raise shown



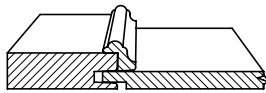
CRP-101728



7" x 4-1/2"
1-1/2" rails
2-5/16" stiles
P-057 raise shown



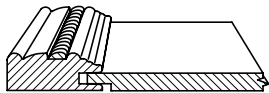
CRP-10797



7" x 4"
1-1/2" rails
2-5/16" stiles
P-057 raise shown



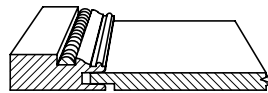
LaSalle



4-7/8" x 4-7/8"
2" framing
P-057 raise shown



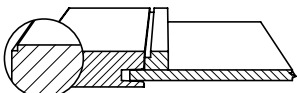
Marquis



4-7/8" x 4-7/8"
2" framing
P-057 raise shown



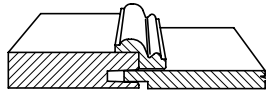
Radcliffe



7-1/4" x 5-5/8"
1-1/2" rails
2-5/16" stiles
1/4" Veneered panel



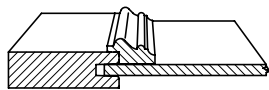
Ridgemont



7-7/8" x 4-3/4"
1-1/2" rails
2-3/4" stiles
P-057 raise shown



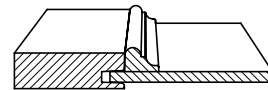
TW-10164



7" x 5-1/4"
1-1/2" rails
2-5/16" stiles
1/4" Veneered panel




Verona



7-1/4" x 5-5/8"
1-1/2" rails
2-5/16" stiles
1/4" Veneered panel



Wayland



7" x 4"
1-1/2" rails
2-5/16" stiles
P-057 raise shown

All plywood panel designs use a veneered, composite core panel. All plywood panels except Birch use a plain sliced face or half round face and plain sliced or rotary back veneer. Red and White Birch use a rotary face and back. Horizontal grain direction standard unless otherwise noted; vertical grain available upon request.

Minimums listed are based on panel raise shown and will vary by raise; see Offering and Availability for additional options. Framing width listed is determined by measuring across the back of the framing unless otherwise noted.

Offering And Availability

All Conestoga products are available in a wide variety of specifications to satisfy your custom needs. The information below indicates any exceptions or limitations pertaining to the designs on the previous page. For a detailed listing of a particular product specification, refer to the page indicated.

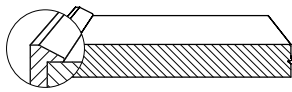
Species	
Material Pricing Guide	LaSalle and Marquis – 3/4" Alder, Cherry, Hard Maple, Paint Grade Hard Maple, Red Oak and Soft Maple. Alder and Cherry utilize Cherry Rope moulding. Hard Maple, Paint Grade Hard Maple and Soft Maple utilize Hard Maple Rope moulding. Red Oak utilize Red Oak Rope moulding. Radcliffe – 3/4" Cherry, Hard Maple, Paint Grade Hard Maple, Quartersawn White Oak, Red Oak and White Oak only. TW-10164 and Verona – all 3/4" species available except Rustic Knotty and Soft Maple. All other designs – all 3/4" species available.
Edge Profiles	
pg 7.1	LaSalle – design specific, no options available. Radcliffe – standard as shown (L-966), all other 3/4" profiles available. All other designs – all 3/4" profiles available. CRP-10A48 – all 1" profiles available.
Framing Beads	
pg 7.2	CRP-10A48 – all 3/4" and 1" profiles available. All other designs – design specific, no options available.
Panel Raises	
pg 7.2	Barcelona and CRP-10161 – design specific, no options available. CRP-10A48 – all 3/4" and 1" profiles available. CRP-101728 – P-057, P-602, Presidential and Reverse G-Cove only. CRP-10797 – P-057, M-Bead, Presidential, Reverse G-Cove and RM only. LaSalle and Marquis – all 3/4" profiles available. Radcliffe, TW-10164 and Verona – 1/4" plywood panel only. Ridgemont – P-057, P-602 and Reverse G-Cove only. Wayland – P-057, P-602, M-Bead, Presidential, Reverse G-Cove and RM only.
Options	
pgs 7.3-7.15	LaSalle – back-routed hand pull and sample ID label only. Marquis – G-012, G-056 panel groves, radius corners, distressing, wear sanding, sample ID label and back-routed hand pull. All other designs – back-routed hand pull, sample ID label, distressing, G-012 G-015 and G-056 panel grooves, pegs, radius corners and wear sanding. Note: Verona – applied moulding is installed against the framing bead, but does not overlap. This construction can result in a black line between the framing bead and applied moulding when using painted finishes and is not considered a defect. To avoid this potential issue, order the TW-101728 when utilizing a painted finish. Prefinished LaSalle drawer front in specific specie and finish combinations will receive the Wood Conditioner Option unless instructed not to by customer.
Appliance Panels	
pg 6.22	Apply over plywood.

Applied Moulding – Plywood Slab Doors




Aspen

matching drawer front available

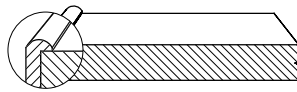


4" x 4"
1/2" wide moulding
on face
1" thick moulding
3/4" Veneered panel



Boulder

matching drawer front available

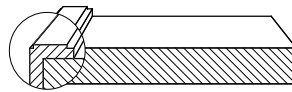


4" x 4"
7/16" wide moulding
on face
15/16" thick moulding
3/4" Veneered panel



Fargo

matching drawer front available

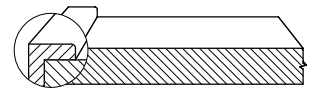


4" x 4"
13/16" wide moulding
on face
1" thick moulding
3/4" Veneered panel



Omaha

matching drawer front available

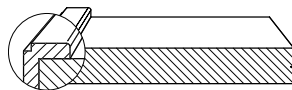


4" x 4"
3/4" wide moulding
on face
1" thick moulding
3/4" Veneered panel



Topeka

matching drawer front available



4" x 4"
3/4" wide moulding
on face
1" thick moulding
3/4" Veneered panel

All plywood panel designs use a veneered, composite core panel. All plywood panels except Birch use a plain sliced face or half round face and plain sliced or rotary back veneer. Red and White Birch use a rotary face and back. Inset doors manufactured with vertical grain standard.

Offering And Availability

All Conestoga products are available in a wide variety of specifications to satisfy your custom needs. The information below indicates any exceptions or limitations pertaining to the designs on the previous page. For a detailed listing of a particular product specification, refer to the page indicated.

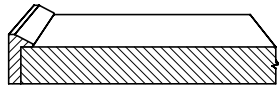
Species	
Material Pricing Guide	All designs – Cherry, Hard Maple, Paint Grade Hard Maple Hybrid, Rift Cut White Oak and Walnut. See chart below for pricing.
Edge Profiles	
pg 7.1	All designs – design specific, no options available.
Framing Beads	
pg 7.2	All designs – design specific, no options available.
Panel Raises	
pg 7.2	All designs have 3/4" veneered panel, except PGHM Hybrid which is an MDF panel.
Mullions/Frame Only	
pg 6.1-6.13	All designs – available in frame only and mullions. PGHM Hybrid only. Design Charge applicable. Note: Paint Grade Hard Maple material is used for mullion lite strips and #52, #906 and #907 glass retainer mouldings.
Options	
pgs 7.3-7.15	All designs – concealed hinge boring, sample ID label, antiquing, distressing, wear sanding and hybrid seal coat.
Appliance Panels	
pg 6.22	Apply over plywood.
Matching/Complementary Drawer Fronts	
pgs 4.38-4.39, 4.58-4.59	All available.

Material Charges			
Specie	Price	Specie	Price
Cherry		Rift Cut White Oak	
Hard Maple		Walnut	
PGHM Hybrid			

Applied Moulding – Plywood Slab Drawer Fronts



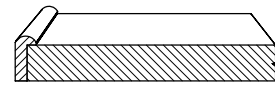
Aspen



4" x 4"
 1/2" wide moulding
 on face
 1" thick moulding
 3/4" Veneered panel



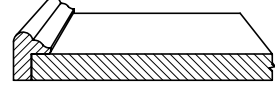
Boulder



4" x 4"
 7/16" wide moulding
 on face
 15/16" thick moulding
 3/4" Veneered panel



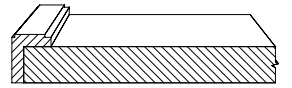
Brighton



3-3/4" x 3-3/4"
 3/4" wide moulding
 on face
 1" thick moulding
 9/16" Veneered panel



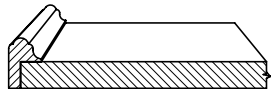
Fargo



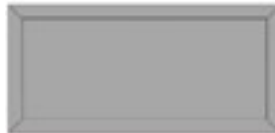
4" x 4"
 13/16" wide moulding
 on face
 1" thick moulding
 3/4" Veneered panel



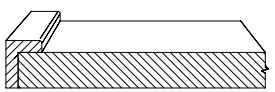
Hastings



3-3/4" x 3-3/4"
 11/16" wide moulding
 on face
 1-1/16" thick moulding
 9/16" Veneered panel



Omaha




4" x 4"
 3/4" wide moulding
 on face
 1" thick moulding
 3/4" Veneered panel



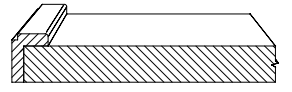
Rothbury



3-3/4" x 3-3/4"
 1" wide moulding
 on face
 15/16" thick moulding
 9/16" Veneered panel



Topeka



4" x 4"
 3/4" wide moulding
 on face
 1" thick moulding
 3/4" Veneered panel

All plywood panel designs use a veneered, composite core panel. All plywood panels except Birch use a plain sliced face or half round face and plain sliced or rotary back veneer. Red and White Birch use a rotary face and back. Inset drawer fronts manufactured with horizontal grain standard.


Offering And Availability

All Conestoga products are available in a wide variety of specifications to satisfy your custom needs. The information below indicates any exceptions or limitations pertaining to the designs on the previous page. For a detailed listing of a particular product specification, refer to the page indicated.

Species	
Material Pricing Guide	Brighton, Hastings and Rothbury available in Cherry, Hard Maple, Paint Grade Hard Maple, Red Oak and Walnut. Aspen, Boulder, Fargo, Omaha and Topeka available in Cherry, Hard Maple, Paint Grade Hard Maple Hybrid, Rift Cut White Oak and Walnut. See chart below for pricing.
Edge Profiles	
pg 7.1	All designs – design specific, no options available.
Framing Beads	
pg 7.2	All designs – design specific, no options available.
Panel Raises	
pg 7.2	Aspen, Boulder, Fargo, Omaha and Topeka drawer fronts have 3/4" veneered panel, except PGHM Hybrid which is an MDF panel. Brighton, Hastings and Rothbury drawer fronts have 9/16" veneered panel.
Options	
pgs 7.3-7.15	Aspen, Boulder, Fargo, Omaha and Topeka – sample ID label, antiquing, distressing, wear sanding and hybrid seal coat. Brighton, Hastings and Rothbury – sample ID label, distressing and End Grain Sealer.
Appliance Panels	
pg 6.22	Apply over plywood.

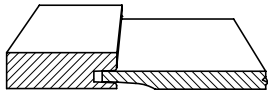
Material Charges			
Specie	Price	Specie	Price
Cherry		Red Oak	
Hard Maple		Rift Cut White Oak	
PGHM Hybrid		Walnut	

Shaker Doors



Albany

matching drawer front available

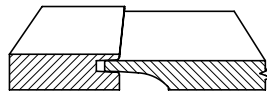


7" x 6-3/4"
2-5/16" framing
3/8" Reverse G-Cove
raise shown



Amesbury

matching drawer front available

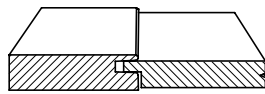


7-1/2" x 7-1/2"
2-5/16" framing
5/8" Reverse G-Cove
raise shown



Bristol

matching drawer front available

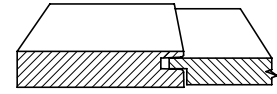


7-7/8" x 6-3/8"
2-3/4" framing
9/16" Veneered Panel
Essex Routs standard on
stiles



Cortland

matching drawer front available

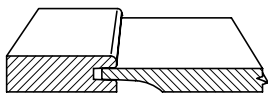


9-3/8" x 7-7/8"
3-1/2" framing
9/16" Veneered Panel



Fairhaven

matching drawer front available

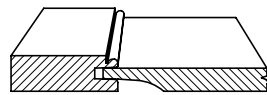


7-3/16" x 7-3/16"
2-5/16" framing
1/2" Reverse G-Cove
raise shown
Joints have eased edges,
creating the appearance of
an open joint.



Madison

matching drawer front available

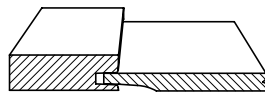


7-3/16" x 7-3/16"
2-5/16" framing
1/2" Reverse G-Cove
raise shown



Sheldon

matching drawer front available

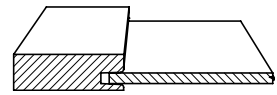


11-3/8" x 7"
2-5/16" framing
3/8" Reverse G-Cove
raise shown



Stockbridge

matching drawer front available



7" x 5"
2-5/16" framing
1/4" Veneered Panel

Due to construction complexity, all multiple panel Madison doors include an additional charge per middle and upright rail plus the per-panel Design Charge.

All plywood panel designs use a veneered, composite core panel. All plywood panels except Birch use a plain sliced face or half round face and plain sliced or rotary back veneer. Red and White Birch use a rotary face and back. Vertical grain direction standard unless otherwise noted; horizontal grain available upon request.

Minimums listed are based on panel raise shown and will vary by raise; see Offering and Availability for additional options. Framing width listed is determined by measuring across the back of the framing unless otherwise noted.

Offering And Availability

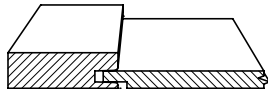
All Conestoga products are available in a wide variety of specifications to satisfy your custom needs. The information below indicates any exceptions or limitations pertaining to the designs on the previous page. For a detailed listing of a particular product specification, refer to the page indicated.

Species	
Material Pricing Guide	Albany, Amesbury, Fairhaven and Sheldon – all 3/4" species available. Bristol and Cortland – 3/4" Cherry, Hard Maple, Paint Grade Hard Maple, Red Oak and Walnut only. Madison – all 3/4" species available except Rustic Knotty. Stockbridge – all 3/4" species available except Rustic Knotty and Soft Maple.
Edge Profiles	
pg 7.1	Fairhaven – all 3/4" profiles available except LC Inset, L-297 and L-304. All other designs – all 3/4" profiles available.
Framing Beads	
pg 7.2	All designs – design specific, no options available.
Panel Raises	
pg 7.2	Amesbury – 3/8" and 5/8" Reverse G-Cove. Stockbridge – 1/4" veneered panel only. All other designs – design specific, no options available
Options	
pgs 7.3-7.15	All designs – all options available.
Mullions	
pgs 6.1-6.13	All available. Amesbury, Bristol, Cortland and Fairhaven default to CRP-10 with Square bead mullions. Madison defaults to CRP-10751MT with Regular bead mullions, Square bead mullions also available.
Appliance Panels	
pg 6.22	Apply over plywood.
Matching/Complementary Drawer Fronts	
pgs 4.42-4.43, 4.58-4.59	All available except Sheldon. Sheldon – order Albany drawer front.

Shaker Drawer Fronts



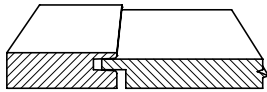
Albany



7" x 3-7/8"
1-1/2" rails
2-5/16" stiles
P-057 raise shown



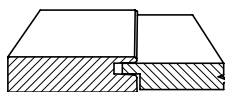
Amesbury



7" x 4-1/4"
1-1/2" rails
2-5/16" stiles
P-259 raise shown



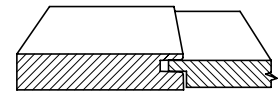
Bristol



7-7/8" x 3-7/8"
1-1/2" rails
2-3/4" stiles
9/16" Veneered Panel
Essex Rout standard
on stiles



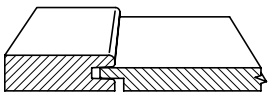
Cortland



9-3/8" x 3-7/8"
1-1/2" rails
3-1/2" stiles
9/16" Veneered Panel



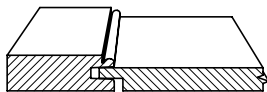
Fairhaven



7" x 5-1/2"
2-5/16" framing
P-116 raise shown



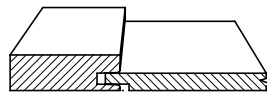
Madison



7" x 5-1/2"
2-5/16" framing
P-116 raise shown



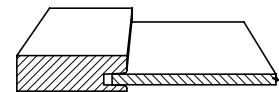
Sheldon



7" x 3-7/8"
1-1/2" rails
2-5/16" stiles
P-057 raise shown



Stockbridge



7" x 3-3/8"
1-1/2" rails
2-5/16" stiles
1/4" Veneered Panel

All plywood panel designs use a veneered, composite core panel. All plywood panels except Birch use a plain sliced face or half round face and plain sliced or rotary back veneer. Red and White Birch use a rotary face and back. Horizontal grain direction standard unless otherwise noted; vertical grain available upon request.

Minimums listed are based on panel raise shown and will vary by raise; see Offering and Availability for additional options. Framing width listed is determined by measuring across the back of the framing unless otherwise noted.

Offering And Availability

All Conestoga products are available in a wide variety of specifications to satisfy your custom needs. The information below indicates any exceptions or limitations pertaining to the designs on the previous page. For a detailed listing of a particular product specification, refer to the page indicated.

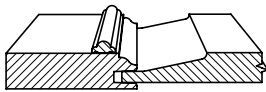
Species	
Material Pricing Guide	Albany, Amesbury, Fairhaven and Sheldon – all 3/4" species available. Bristol and Cortland – 3/4" Cherry, Hard Maple, Paint Grade Hard Maple, Red Oak and Walnut only. Madison – all 3/4" species available except Rustic Knotty. Stockbridge – all 3/4" species available except Rustic Knotty and Soft Maple.
Edge Profiles	
pg 7.1	Fairhaven – all 3/4" profiles available except LC Inset, L-297 and L-304. All others – all 3/4" profiles available.
Framing Beads	
pg 7.2	All designs – design specific, no options available.
Panel Raises	
pg 7.2	All designs – design specific, no options available.
Options	
pgs 7.3-7.15	All designs – all options available.
Appliance Panels	
pg 6.22	Apply over plywood.

Statesman Collection Doors



Churchill


matching drawer front available



8-7/8" x 8-7/8"

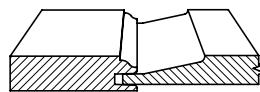
2-3/4" framing

P-008 raise shown



Franklin

matching drawer front available



8-7/8" x 8-7/8"

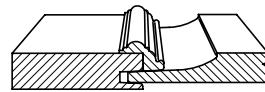
2-3/4" framing

P-008 raise shown



Hancock


matching drawer front available



9" x 9"

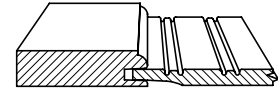
2-3/4" framing

P-602 raise shown



Lafayette

matching drawer front available



7-7/8" x 7-5/8"

2-3/4" framing

Reverse G-Cove raise shown

Vertical grain only

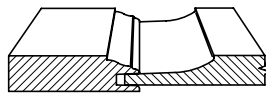
G-056 groove

1-1/2" spacing



Monroe

matching drawer front available



9" x 9"

2-3/4" framing

P-602 raise shown

Offering And Availability

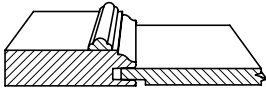
All Conestoga products are available in a wide variety of specifications to satisfy your custom needs. The information below indicates any exceptions or limitations pertaining to the designs on the previous page. For a detailed listing of a particular product specification, refer to the page indicated.

Species	
Material Pricing Guide	All designs – all 3/4" species available.
Edge Profiles	
pg 7.1	All 3/4" profiles available.
Framing Beads	
pg 7.2	Churchill, Franklin, Lafayette and Monroe – all 3/4" profiles available. Hancock – design specific, no options available.
Panel Raises	
pg 7.2	Churchill and Franklin – all 3/4" profiles available. Hancock – P-057, P-602, Presidential and Reverse G-Cove only. Lafayette – design specific, no options. Monroe – defaults to P-602; G-Cove and Reverse G-Cove also available.
Options	
pgs 7.3-7.15	Churchill, Franklin, Hancock and Monroe – all options available. Lafayette – all options available except G-012 and G-015 panel grooves and Essex Rout.
Mullions	
pgs 6.1-6.13	All available. Hancock incurs special lite charges.
Appliance Panels	
pg 6.22	Apply over plywood.
Matching/Complementary Drawer Fronts	
pgs 4.46-4.47, 4.58-4.59	All available.

Statesman Collection Drawer Fronts



Churchill



7-7/8" x 4-7/8"

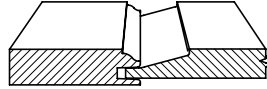
2" rails

2-3/4" stiles

P-057 raise shown



Franklin



8-3/8" x 5-7/8"

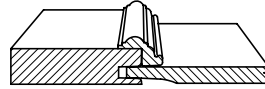
1-1/2" rails

2-3/4" stiles

Slant raise shown



Hancock



7-7/8" x 5-1/8"

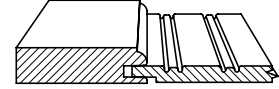
1-1/2" rails

2-3/4" stiles

3/8" Reverse G-Cove
raise shown



Lafayette



7-7/8" x 3-7/8"

1-1/2" rails

2-3/4" stiles

P-057 raise shown

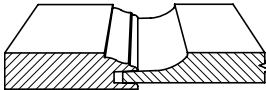
Vertical grain only

G-056 groove

1-1/2" spacing



Monroe



8-3/8" x 5-7/8"

1-1/2" rails

2-3/4" stiles

G-Cove raise shown


Horizontal grain direction standard unless otherwise noted; vertical grain available upon request. Minimums listed are based on panel raise shown and will vary by raise; see Offering and Availability for additional options. Framing width listed is determined by measuring across the back of the framing unless otherwise noted.

Offering And Availability

All Conestoga products are available in a wide variety of specifications to satisfy your custom needs. The information below indicates any exceptions or limitations pertaining to the designs on the previous page. For a detailed listing of a particular product specification, refer to the page indicated.

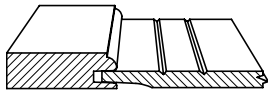
Species	
Material Pricing Guide	All designs – all 3/4" species available.
Edge Profiles	
pg 7.1	All designs – all 3/4" profiles available.
Framing Beads	
pg 7.2	Churchill, Franklin, Lafayette and Monroe – all 3/4" framing beads available. Hancock – design specific, no options available.
Panel Raises	
pg 7.2	Churchill and Franklin – all 3/4" profiles available. Monroe – P-057, P-602; G-Cove and Reverse G-Cove only. All other designs – design specific, no options available.
Options	
pgs 7.3-7.15	Churchill, Franklin, Hancock and Monroe – all options available. Lafayette – vertical grain only, all options available except G-012 and G-015 panel grooves.
Appliance Panels	
pg 6.22	Apply over plywood.

Grooved Panel Collection Doors




Ardmore

matching drawer front available

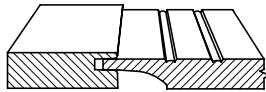


7" x 6-3/4"
 2-5/16" framing
 3/8" Reverse G-Cove
 raise shown
 Vertical grain only
 G-015 groove
 1-1/2" spacing




Prestwick

matching drawer front available

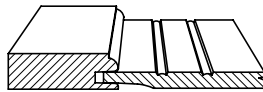


7-1/2" x 7-1/2"
 2-5/16" framing
 5/8" Reverse G-Cove
 raise shown
 Vertical grain only
 G-012 groove
 2" spacing



Yardley

matching drawer front available



7" x 6-3/4"
 2-5/16" framing
 3/8" Reverse G-Cove
 raise shown
 Vertical grain only
 G-012 groove
 1-1/2" spacing

Offering And Availability

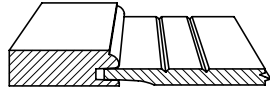
All Conestoga products are available in a wide variety of specifications to satisfy your custom needs. The information below indicates any exceptions or limitations pertaining to the designs on the previous page. For a detailed listing of a particular product specification, refer to the page indicated.

Species	
Material Pricing Guide	All designs – all 3/4" species available.
Edge Profiles	
pg 7.1	All 3/4" profiles available.
Framing Beads	
pg 7.2	Ardmore and Yardley – all 3/4" framing beads available. Prestwick – design specific, no options available.
Panel Raises	
pg 7.2	All designs – design specific, no options available.
Options	
pgs 7.3-7.15	All designs – all options available except horizontal grain.
Mullions	
pgs 6.1-6.13	All available. Prestwick mullion order as CRP-10 with Square bead framing and Square bead mullions.
Appliance Panels	
pg 6.22	Apply over plywood.
Matching/Complementary Drawer Fronts	
pgs 4.50-4.51, 4.58-4.59	All available.

Grooved Panel Collection Drawer Fronts



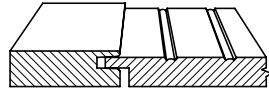
Ardmore



7" x 5-1/8"
 1-1/2" rails
 2-5/16" stiles
 3/8" Reverse G-Cove
 raise shown
 Vertical grain only
 G-015 groove
 1-1/2" spacing



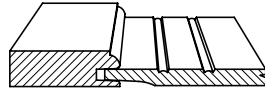
Prestwick



7-1/2" x 5-7/8"
 1-1/2" rails
 2-5/16" stiles
 P-259 raise shown
 Vertical grain only
 G-012 groove
 2" spacing



Yardley



7" x 5-1/8"
 1-1/2" rails
 2-5/16" stiles
 3/8" Reverse G-Cove
 raise shown
 Vertical grain only
 G-012 groove
 1-1/2" spacing

Offering And Availability

All Conestoga products are available in a wide variety of specifications to satisfy your custom needs. The information below indicates any exceptions or limitations pertaining to the designs on the previous page. For a detailed listing of a particular product specification, refer to the page indicated.

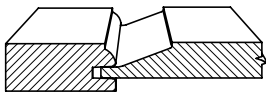
Species	
Material Pricing Guide	All designs – all 3/4" species available.
Edge Profiles	
pg 7.1	All 3/4" profiles available.
Framing Beads	
pg 7.2	Ardmore and Yardley – all 3/4" framing beads available. Prestwick – design specific, no options available.
Panel Raises	
pg 7.2	All designs – design specific, no options available.
Options	
pgs 7.3-7.15	All designs – all options available except horizontal grain.
Appliance Panels	
pg 6.22	Apply over plywood.

1" Thick Door Collection



CRP-10

matching drawer front available



7-1/2" x 7-1/2"

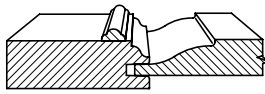
2-5/16" framing

Slant raise shown



CRP-10A48

matching drawer front available



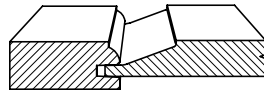
8-7/8" x 8-7/8"

3" framing

P-raise shown



CRP-30



8-1/4" x 8-1/2"

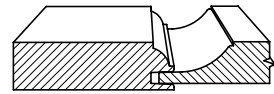
2-5/16" framing

Slant raise shown



Normandie


matching drawer front available



9-3/4" x 9-3/4"

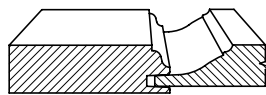
3-3/8" framing

P-317 raise shown



Provence


matching drawer front available



9-7/8" x 9-7/8"

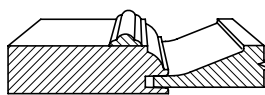
3-3/8" framing

P-320 raise shown



Staffordshire

matching drawer front available



10-3/8" x 10-3/8"

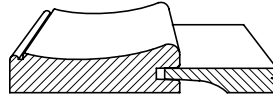
3-3/8" framing

P-316 raise shown



Woodridge (miter)

matching drawer front available



9-7/16" x 9-7/16"

3-1/2" framing

1/2" Reverse G-Cove
raise shown

All 1" thick doors will incur a 30% material upcharge. If premium grade is selected, additional upcharges will apply. Minimums listed are based on panel raise shown and will vary by raise; see Offering and Availability for additional options. Framing width listed is determined by measuring across the back of the framing unless otherwise noted.

Offering And Availability

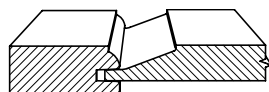
All Conestoga products are available in a wide variety of specifications to satisfy your custom needs. The information below indicates any exceptions or limitations pertaining to the designs on the previous page. For a detailed listing of a particular product specification, refer to the page indicated.

Species	
Material Pricing Guide	CRP-10, CRP-10A48 and CRP-30 – all 1" species available. Normandie, Provence and Staffordshire – 1" Cherry, Hard Maple, Paint Grade Hard Maple, Red Oak and Rustic Knotty only. Woodridge – all 1" species available except Knotty Pine and Rustic Knotty species.
Edge Profiles	
pg 7.1	Woodridge – design specific, no options available. All other designs – all 1" profiles available.
Framing Beads	
pg 7.2	CRP-10, CRP-10A48 and CRP-30 – all 1" profiles available. Normandie, Provence, Staffordshire, Woodridge – design specific, no options available.
Panel Raises	
pg 7.2	CRP-10, CRP-10A48, CRP-30, Woodridge – all 1" profiles available. Normandie, Provence and Staffordshire – 3/8" Reverse G-Cove, P-316, P-317 and P-320 only.
Options	
pgs 7.3-7.15	CRP-10 and CRP-30 – all options available. Woodridge – G-012, G-015 and G-056 panel grooves, distressing, antiquing, back-routed hand pull, sample ID label and concealed hinge boring only. All other designs – all options available. Note: Prefinished Woodridge designs in specific specie and finish combinations will receive the Wood Conditioner Option unless instructed not to by customer.
Mullions	
pgs 6.1-6.13	All available. Square bead standard on Woodridge.
Appliance Panels	
pg 6.22	Apply over plywood.
Matching/Complementary Drawer Fronts	
pgs 4.54-4.55, 4.58-4.59	All available except CRP-30.

1" Thick Drawer Front Collection



CRP-10



7-1/2" x 5-7/8"

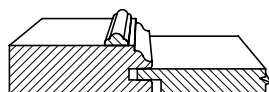
1-1/2" rails

2-5/16" stiles

Slant raise shown



CRP-10A48



8-3/8" x 4-7/8"

2" rails

3" stiles

P-116 raise shown



Normandie



9-1/8" x 5-3/8"

2-1/4" rails

3-3/8" stiles

P-057 raise shown



Provence



9-1/8" x 5-3/8"

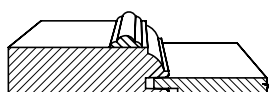
2-1/4" rails

3-3/8" stiles

P-057 raise shown



Staffordshire



9-1/8" x 5-3/8"

2-1/4" rails

3-3/8" stiles

P-057 raise shown



Woodridge (miter)



5-3/8" x 5-3/8"

2-1/4" framing

P-116 raise shown

All 1" thick drawer fronts will incur a 20% material upcharge. If premium grade is selected, additional upcharges will apply. Horizontal grain direction standard unless otherwise noted; vertical grain available upon request. Minimums listed are based on panel raise shown and will vary by raise; see Offering and Availability for additional options. Framing width listed is determined by measuring across the back of the framing unless otherwise noted.

Offering And Availability

All Conestoga products are available in a wide variety of specifications to satisfy your custom needs. The information below indicates any exceptions or limitations pertaining to the designs on the previous page. For a detailed listing of a particular product specification, refer to the page indicated.

Species	
Material Pricing Guide	CRP-10 and CRP-10A48 – all 1" species available. Normandie, Provence and Staffordshire – 1" Cherry, Hard Maple, Paint Grade Hard Maple, Red Oak and Rustic Knotty only. Woodridge – all 1" species available except Knotty Pine and Rustic Knotty species.
Edge Profiles	
pg 7.1	Woodridge – design specific, no options available. All other designs – all 1" profiles available.
Framing Beads	
pg 7.2	CRP-10 and CRP-10A48 – all 1" profiles available. Normandie, Provence, Staffordshire, Woodridge – design specific, no options available.
Panel Raises	
pg 7.2	CRP-10, CRP-10A48, Woodridge – all 1" profiles available. Normandie, Provence, Staffordshire – P-057, P-316, P-317, P-320 and 3/8" Reverse G-Cove only.
Options	
pgs 7.3-7.15	Woodridge – G-012, G-015 and G-056 panel grooves, distressing, antiquing, back-routed hand pull and sample ID label only. All other designs – pegs, G-012, G-015 and G-056 panel grooves, radius corners, distressing, wear sanding, back-routed hand pull and sample ID label. Note: Prefinished Woodridge designs in specific specie and finish combinations will receive the Wood Conditioner Option unless instructed not to by customer.
Appliance Panels	
pg 6.22	Apply over plywood.

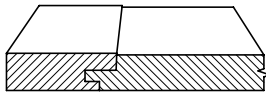
1-Piece Design Upcharges				
Length	Width/Length			
	Min. – 39-15/16"	40"– 54-15/16"	55"– 69-15/16"	70"+
Min. – 11-15/16"				
12" – 23-15/16"				
24"+				

3-Piece and Batten Doors



Aurora

matching drawer front available




7-1/2" x 7-1/2"

Stiles - 2-5/16" framing on face.

Horizontal grain standard on panel.

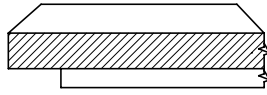
Solid wood framing sits slightly higher than 3/4" thick plywood panel.

MDF core plywood panel.



Flush Batten

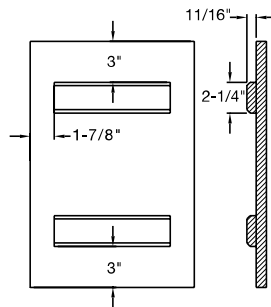
matching drawer front available



6" x 7-1/2"

Battens are attached to back.

See Batten Specifications below.



Batten Specifications

Batten location - 3" from top and bottom of door. 1-7/8" from each door edge.

Offering And Availability

All Conestoga products are available in a wide variety of specifications to satisfy your custom needs. The information below indicates any exceptions or limitations pertaining to the designs on the previous page. For a detailed listing of a particular product specification, refer to the page indicated.

Species	
Material Pricing Guide Aurora – pg 4.65	Aurora – panel available in 3/4" plywood in species listed in chart at bottom of page, framing available in all 3/4" species except Rustic Knotty. Flush Batten – all 3/4" species available. Matching specie solid wood edgeband on top and bottom of panel, except Wenge which utilizes Walnut wood edgeband. Note: Walnut framing is standard on Wenge Aurora doors.
Edge Profiles	
pg 7.1	Aurora – top and bottom, design specific; stiles – all 3/4" profiles available. All other designs – all 3/4" available.
Framing Beads	
pg 7.2	All designs – design specific, no options available.
Panel Raises	
pg 7.2	All designs – design specific, no options available.
Options	
pgs 7.3-7.15	Aurora – concealed hinge boring, pegs, radius corners, sample ID label and putty pin holes only. Flush Batten – all options available except Essex Rout.
Mullions	
pgs 6.1-6.13	All designs – order as a CRP-10 mullion door with Square bead framing. To order Aurora mullions in Wenge contact Special Designs.
Appliance Panels	
pg 6.22	Apply over plywood.
Matching/Complementary Drawer Fronts	
pgs 4.58-4.59	Available for Aurora and Flush Batten.

1-Piece Design Upcharges				
Length/Width	Width/Length			
	Min. – 39-15/16"	40" – 54-15/16"	55" – 69-15/16"	70"+
Min. – 11-15/16"				
12" – 23-15/16"				
24"+				

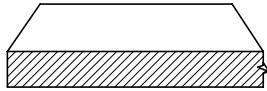
Aurora Material Charges			
Specie	Price	Specie	Price
Bamboo		Rift Cut White Oak	
Cherry		Walnut	
Hard Maple		Wenge	
PGHM Hybrid			

When ordering mixed panel and framing species, add 10% to panel Material Charge above.

1-Piece and 3-Piece Drawer Fronts



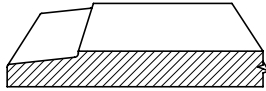
Slab



1-1/2" x 2-1/2"
Any edge profile
3/4" or 1" slab



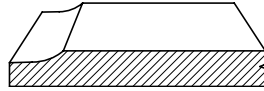
#10



3" x 3"
Matches slant raise
3/4" or 1" slab



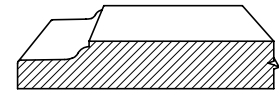
Keystone



2-3/4" x 2-3/4"
Matches G-Cove raise
3/4" or 1" slab



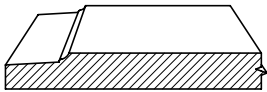
Marcel**



3-1/2" x 3-1/2"
3/4" or 1" slab
Presidential raise shown



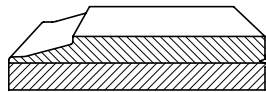
10141



3-1/4" x 3-1/4"
3/4" or 1" slab



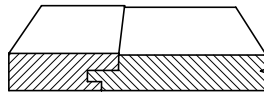
1-1/8" Sandwich



3-1/2" x 3-1/2"
3/4" Slant raise shown
Specify panel raise and edge profile
Two slabs are glued together to create a thicker drawer front



Aurora



7-1/2" x 2-3/4"
Stiles - 2-5/16" framing on face
Horizontal grain standard on panel.
Solid wood framing sits slightly higher than 3/4" thick plywood panel

All 1" and 1-1/8" thick drawer fronts will incur a 20% material upcharge. If premium grade is selected, additional upcharges will apply. Horizontal grain direction standard unless otherwise noted; vertical grain available upon request.
**See the one-piece design pricing chart on the opposite page for additional pricing information.

Offering And Availability

All Conestoga products are available in a wide variety of specifications to satisfy your custom needs. The information below indicates any exceptions or limitations pertaining to the designs on the previous page. For a detailed listing of a particular product specification, refer to the page indicated.

Species	
Material Pricing Guide Aurora – pg 4.67	Slab, #10, Keystone, Marcel and 10141 – all 3/4" and 1" species available. 1-1/8" Sandwich – all 3/4" species available except Bamboo. Aurora – panel available in 3/4" plywood in species listed in the chart at bottom of this page – framing available in all 3/4" species except Rustic Knotty. Matching specie solid wood edgeband on top and bottom edged panel, except Wenge utilizes Walnut wood edgeband. Note: Aurora – Walnut framing is standard on Wenge species.
Edge Profiles	
pg 7.1	3/4" Slab, 1" #10, 1" Keystone and 1-1/8" Sandwich – all 3/4" profiles available. 10141 and Marcel – all profiles available except B and C. Aurora top and bottom edge– design specific, stiles – Machine Edge standard, all 3/4" profiles available.
Panel Raises	
pg 7.2	Keystone, #10, 10141 – design specific, no options available. 1-1/8" Sandwich and Marcel – all 3/4" profiles available except P-057 and Reverse G-Cove.
Options	
pgs 7.3-7.15	Slab – pegs, radius corners, back-routed hand pull, sample ID label, distressing and wear sanding only. Aurora – pegs, radius corners, sample ID label and putty pin holes only. All other designs – back-routed hand pull, sample ID label, distressing and wear sanding only.
Appliance Panels	
pg 6.22	Apply over plywood.

1-Piece Design Upcharges


Length/Width	Width/Length			
	Min. – 39-15/16"	40"– 54-15/16"	55"– 69-15/16"	70"+
Min. – 11-15/16"				
12" – 23-15/16"				
24"+				

Aurora Material Charges

Specie	Price	Specie	Price
Bamboo		Rift Cut White Oak	
Cherry		Walnut	
Hard Maple		Wenge	
PGHM Hybrid			

When ordering mixed panel and framing species, add 10% to panel Material Charge above.

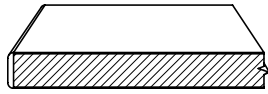
Edgebanded Doors and Drawer Fronts



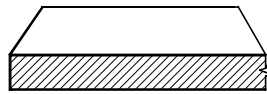
Astoria



Savoy



Min: 2" x 6"
 Max: 48" x 96"
 2mm matching specie veneer edgeband.
 Vertical grain standard on doors and drawer fronts.



Min: 2" x 6"
 Max: 48" x 96"
 .5mm matching specie veneer edgeband.
 Vertical grain standard on doors and drawer fronts.

Astoria/Savoy – Material Charges

(1 sq. ft. min.)

Bamboo (Caramelized)	
Cherry	
Hard Maple	
Rift Cut White Oak	
Walnut	
Wenge (Savoy only)	

Bamboo – uses Grade A vertical/caramelized veneers on face and back. Cherry, Rift Cut White Oak and Walnut – use Grade A bookmatched veneers on face with Grade 1 veneers on back. Hard Maple – uses Grade A bookmatched veneers on face with Grade 2 veneers on back. Wenge – uses quartered/reconstituted Grade A veneers on face and back. All species use 3/4" thick TSCA/CARB2 compliant MDF substrates.

Contrasting Specie Edgeband Option

Panel Specie	2mm Edgeband Specie
Bamboo (Caramelized)	Bamboo (Caramelized)
Cherry	Cherry
Hard Maple	Hard Maple
Rift Cut White Oak	Rift Cut White Oak
Walnut	Walnut
Wenge	

An assortment of 3/4" panel and 2mm edgeband species can be combined to create a striking appearance. Use square footage pricing of the desired panel specie plus a 10% upcharge.